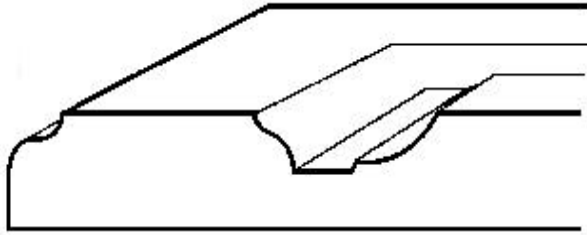
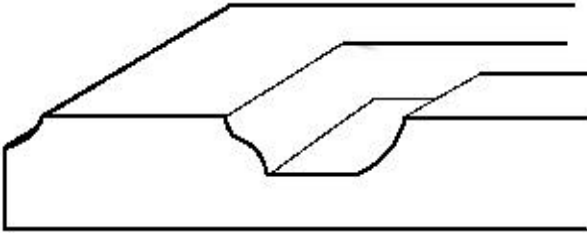


700 SERIES SPECIFICATIONS

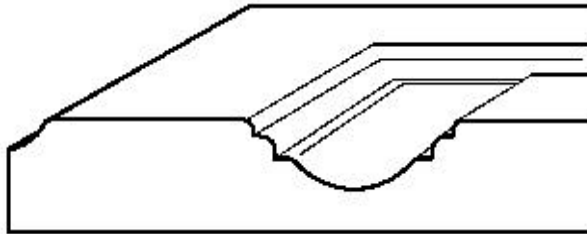
I 3 or I 5 Profile
ORDER
 Radius Corner — 3 Pass
 Square Corner — 5 Pass



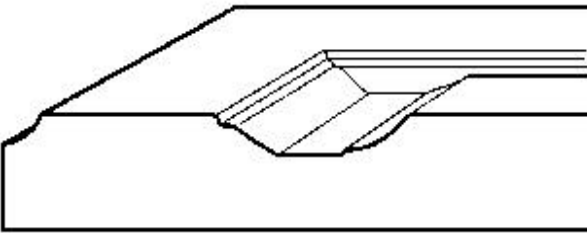
K 3 or K 5 Profile
ORDER
 Radius Corner — 3 Pass
 Square Corner — 5 Pass



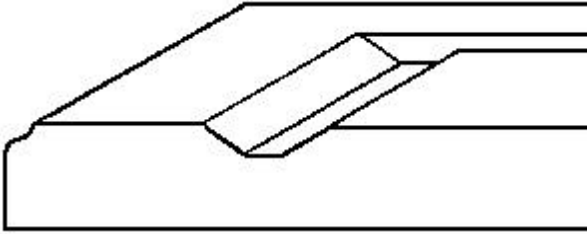
C 2 Profile
 Radius Corner — 2 Pass
 ONLY



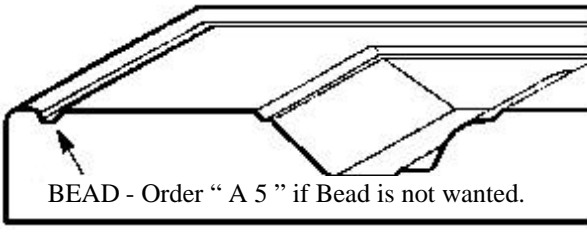
V 5 Profile
 Square Corner — 5 Pass
 ONLY



V 3 Profile
 Square Corner — 3 Pass
 ONLY



Q 6 Profile
 Square Corner — 6 Pass
 ONLY



BEAD - Order "A 5" if Bead is not wanted.

EDGE PROFILES	
	ADD
113	N/C
115	N/C
141	N/C
102X	\$ 2.00 Sq. Ft.
105X	\$ 2.00 Sq. Ft.
112X	\$ 2.00 Sq. Ft.
132X	\$ 2.00 Sq. Ft.

